



LAKEVIEW BOARD MEETING

LCPD JUNE 2016 CRIME PREVENTION REPORT

Meeting Date: JUNE 23, 2016



SERGEANT RENE' C. BENJAMIN
Commander, Lakeview Crime Prevention District



LAKEVIEW JUNE 2016 CRIME REPORT

TABLE OF CONTENTS

INTRODUCTION2

JUNE 2016 UNIFORM CRIME BREAKDOWN3

JUNE 2016 LAKEVIEW UCR MAP AND LEDGER 4

2016 UCR SUMMARY & PIE CHART5

AUTO BURGLARY & AUTO THEFT CHART 6

FALSE ALARM DATA & PRIORITY CALL RESPONSE TIMES 7

LCPD UNIT STATISTICS 8

LAKEVIEW CRIME TREND CHART 9

QUALITY OF LIFE CONCERNS10



LAKEVIEW JUNE 2016 CRIME REPORT

INTRODUCTION

WHAT IS A UNIFORM CRIME REPORT?

The FBI's Uniform Crime Reporting Program was implemented in 1930 by the International Association of Chiefs of Police to ensure uniformity among law enforcement agencies when reporting crimes to the Federal Government. Statistics are gathered from participating states on eight index crimes.

UCR CRIME CATEGORIES ARE:

- MURDER
- RAPE
- ROBBERY
- AGGRAVATED ASSAULT
- BURGLARY
- THEFT
- AUTO THEFT
- ARSON

With the exception of murder, attempted crimes are included in crime totals. Attempted murder is counted as an Aggravated Assault.



LAKEVIEW JUNE 2016 CRIME REPORT

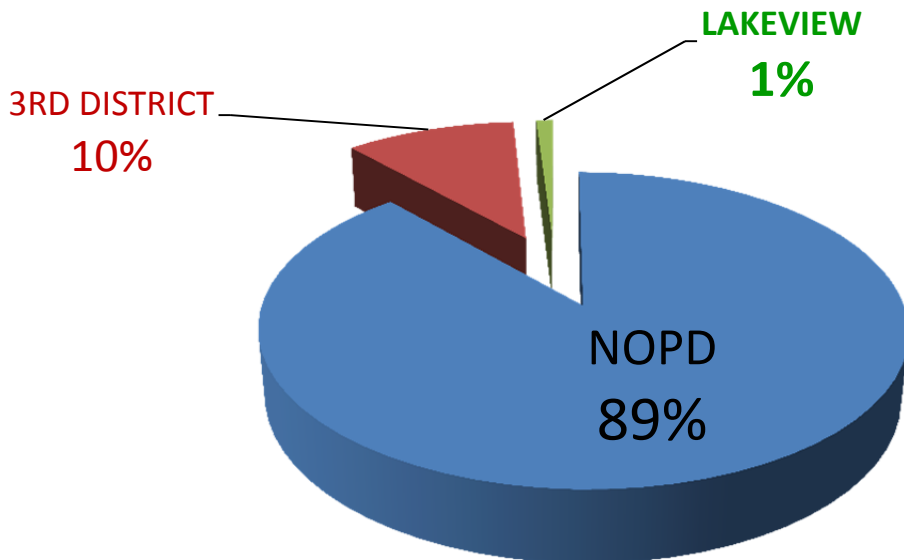
MAY 2016 LCPD Uniformed Crimes Reported Citywide

CITYWIDE UNIFORM CRIMES

JUNE 2016

Documented UCR Investigations

NOPD	3rd	LV
1021	130	25

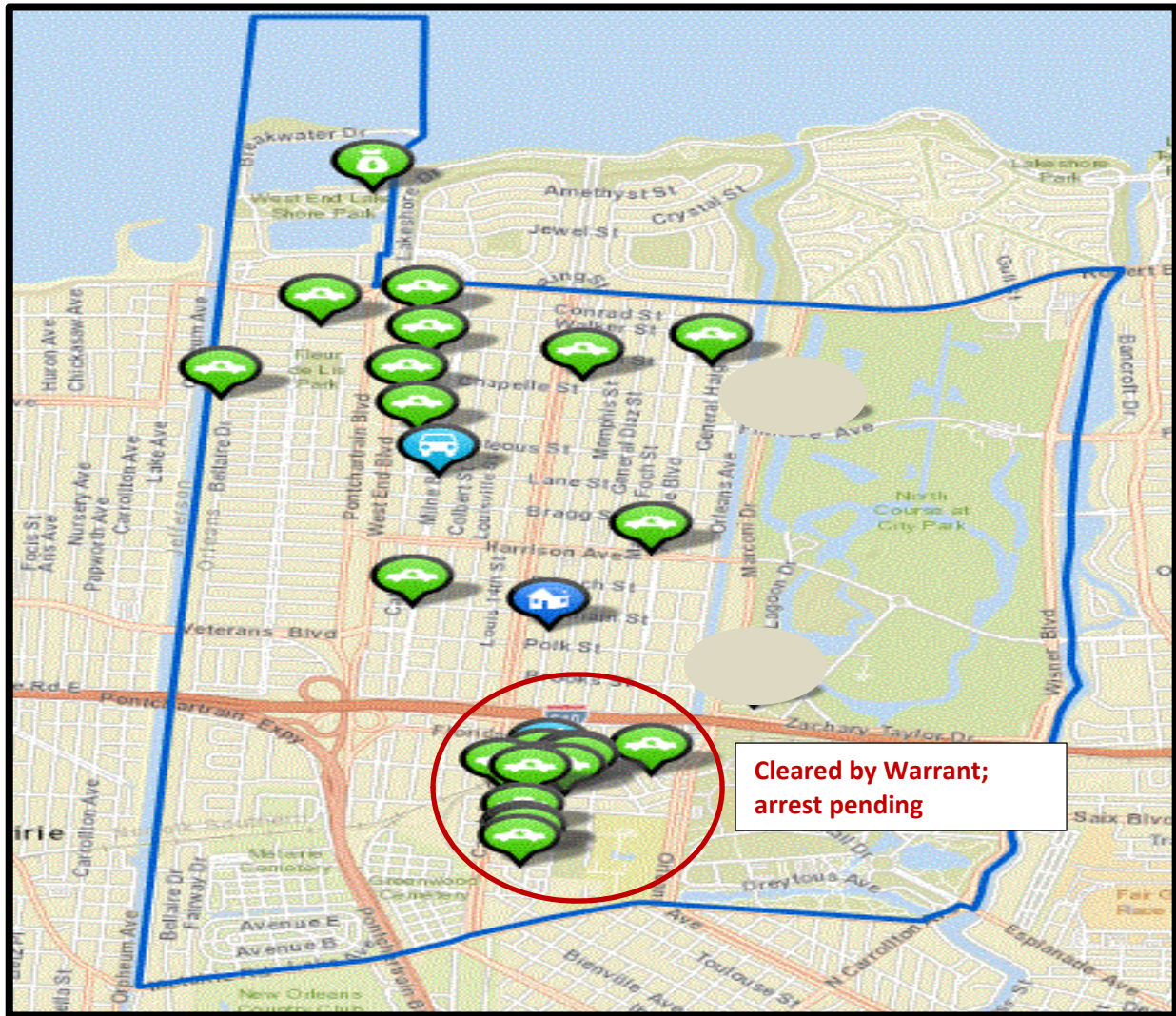


CATEGORY	2016 MAY	2016 JUNE	
Burglary	1	1	
Aggravated Burglary			
Auto Burglary	7	22	22 Unlocked Vehicles
Shoplifting			
Theft	6		
Stolen Vehicles	1	2	Stolen -w- keys in vehicle
AGG. BATTERY			
ARMED ROBBERY			
SIMPLE ROBBERY			
RAPE			
ASSAULT			
Total UCR's	15	25	



LAKEVIEW JUNE 2016 CRIME REPORT

UNIFORMED CRIMES BY CATEGORY and ZONE



	BURGLARY - ALL OTHER
	LARCENY - ALL OTHER
	LARCENY - FROM VEHICLE
	MOTOR VEHICLE THEFT

- 0 PERSONS CRIMES
- 25 PROPERTY CRIMES
- 12 Vehicle Burglaries cleared by warrant

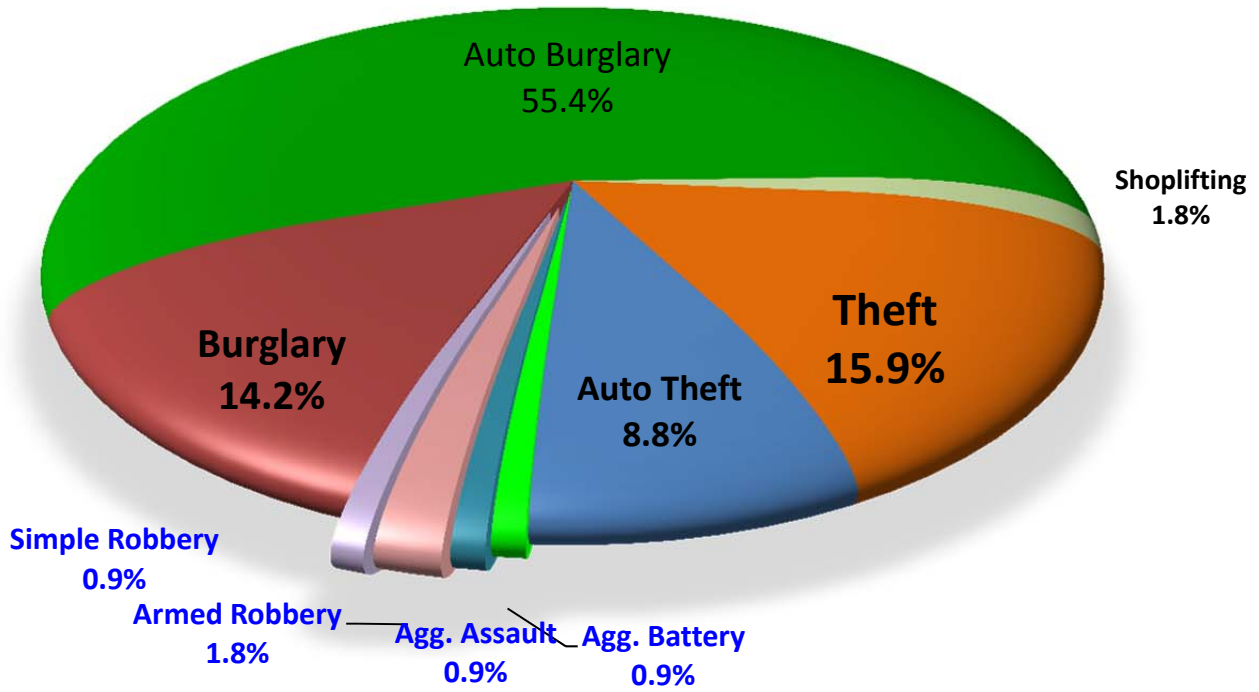


LAKEVIEW JUNE 2016 CRIME REPORT

UCR SUMMARY

2016 Lakeview UCR Crime Chart

Year to Date Total: 112

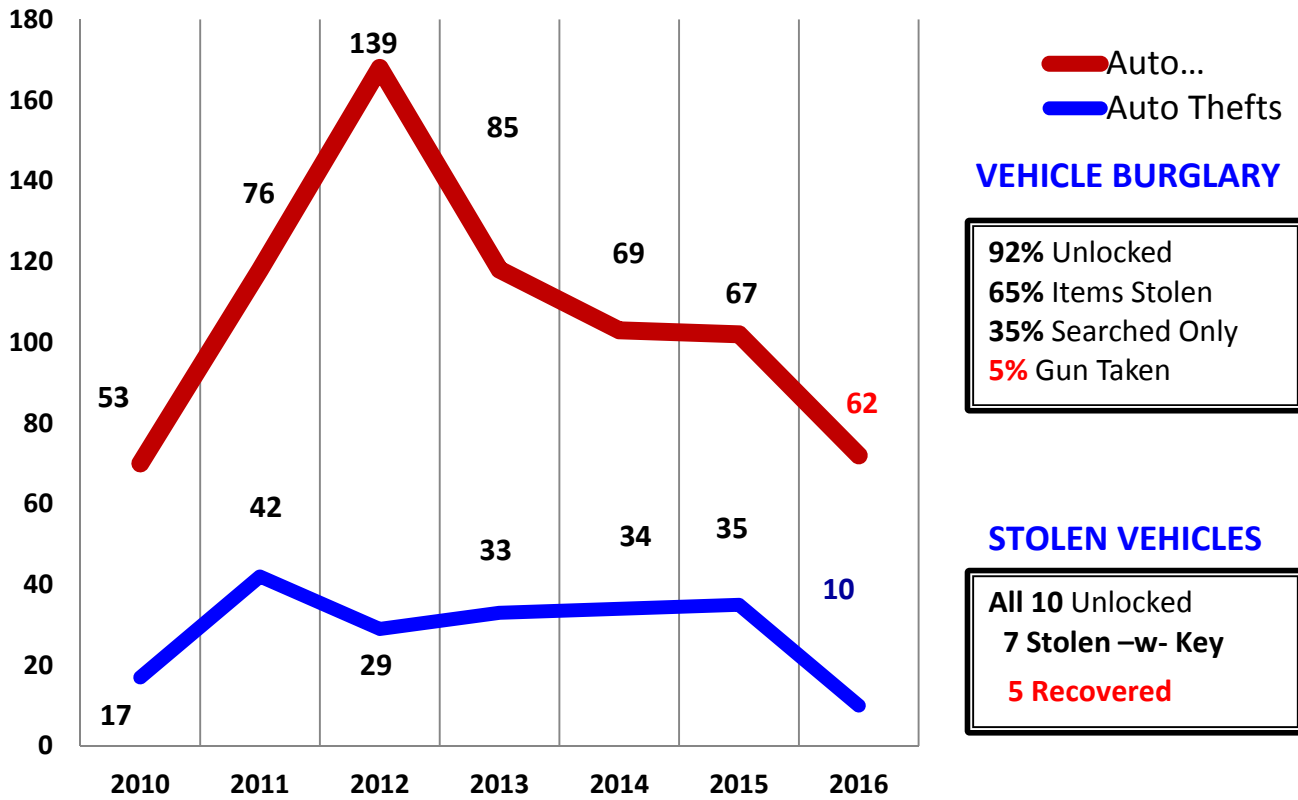


CATEGORY	JAN	FEB	MAR	APR	MAY	JUN	JUL	AUG	SEP	OCT	NOV	DEC	YTD DATE
Burglary	3	1	6	4	1	1							16
Agg. Burglary													0
Auto Burglary	14	5	6	8	7	22							62
Shoplifting		1	1										2
Theft	3	4	4		6								16
Auto Theft	1	2		4	1	2							10
Agg. Battery	1												1
Rape													
Armed Robbery	1	1											2
Simple Robbery		1											1
Agg. Assault				1									
Total	23	15	17	17	15	25	0	0	0	0	0	0	112



LAKEVIEW JUNE 2016 CRIME REPORT

AUTO BURGLARY AND AUTO THEFT:



VEHICLE BURGLARY

92% Unlocked
 65% Items Stolen
 35% Searched Only
 5% Gun Taken

STOLEN VEHICLES

All 10 Unlocked
 7 Stolen -w- Key
 5 Recovered

- **62 Auto Burglaries Reported**
 - 57 Vehicles unlocked when crime occurred (92%)
 - 23 Cases cleared by arrest or warrant
 - In 35% of incidents, vehicle was only searched with no items stolen

- **10 Auto Thefts Reported YTD**
 - 7 Vehicles stolen with the keys in vehicle
 - 5 Vehicles Recovered



LAKEVIEW JUNE 2016 CRIME REPORT

FALSE ALARM percentage of TOTAL COMPLAINTS HANDLED:

2016 Burglar Alarms	Total Complaints Handled	Dispatched FALSE ALARM Calls for Service	Percentage
JANUARY	1151	224	19%
FEBRUARY	864	195	23%
MARCH	919	128	14%
APRIL	808	141	17%
MAY	868	157	18%
JUNE	744	175	24%
TOTAL	5354	1020	19%

LCPD UNIT PRIORITY CALLS AVERAGE RESPONSE TIME:

Overall Average	PRIORITY Calls for Service	Average Response Time
JANUARY	142	03:44
FEBRUARY	139	04:12
MARCH	148	03:55
APRIL	156	04:08
MAY	155	03:58
JUNE	133	03:01



LAKEVIEW JUNE 2016 CRIME REPORT

LCPD UNIT STATISTICS for JUNE 2016:

- 744 Complaints handled
- 280 Business Checks
- 270 Residence Checks
- 117 Traffic Stops
- 14 Traffic Citations
- 107 Traffic Warnings Issued
- 114 Field Interviews
- 32 Arrests

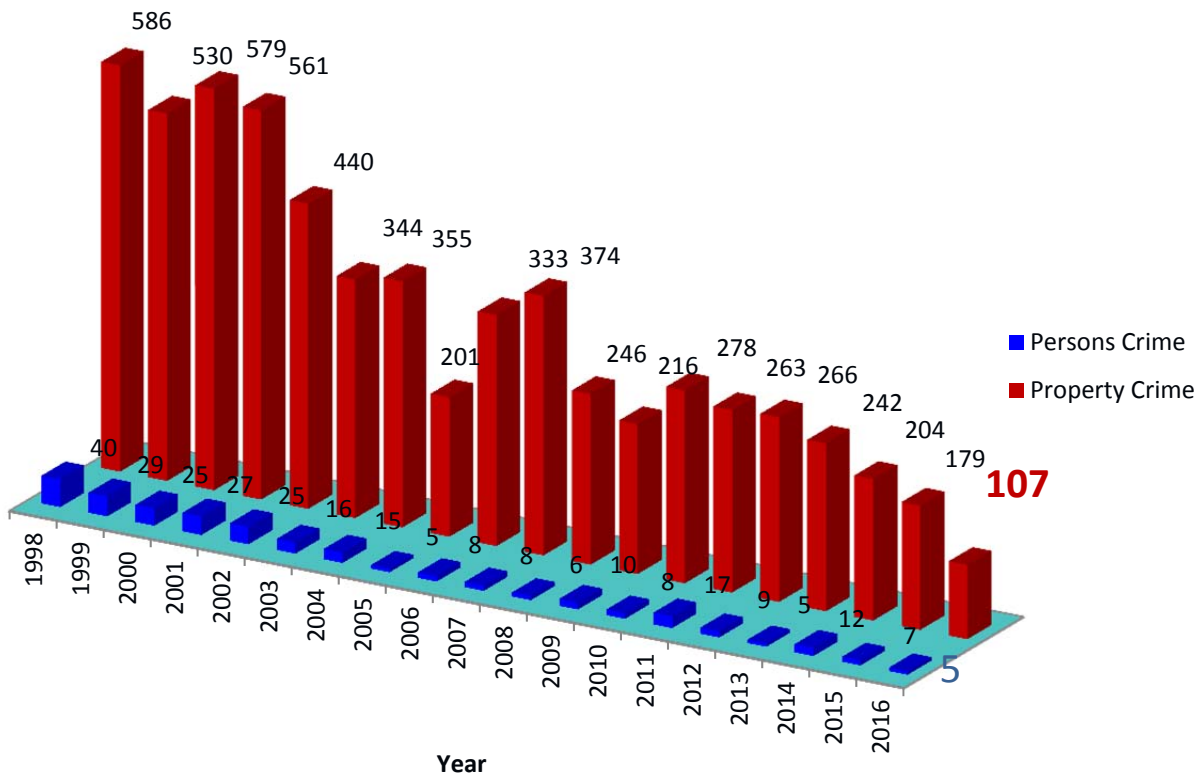
LCPD Officers are committed to reducing crime in Lakeview



LAKEVIEW JUNE 2016 CRIME REPORT

LAKEVIEW CRIME TREND:

Lakeview Crime Prevention District Crime Trends



- 112 documented Lakeview UCR Crimes Year to Date
- 107 Property Crimes
- 05 Persons Crimes



LAKEVIEW JUNE 2016 CRIME REPORT

QUALITY OF LIFE ISSUES:

DIAL 311 for QOL matters.

QOL complaints involving City or State Agencies need to be called in to 311. Once the complaint is called in to 311, a work order number is generated and issued to the caller. Complaints are sent out to the respective city agency to be investigated. Citizens can call 311 and give the operator that work order number, to track the progress of the complaint.

Types of QOL complaints which should be called in to 311:

- Oversized Vehicles
- Abandoned Boats
- Abandoned or Illegally Parked Vehicles
- Trash Complaints
- Illegal Dumping
- Wild Animals / Barking Dogs
- Street Signage Complaint
- Blight/ Overgrown Lots

III. Contact Information for Partner City/State Agencies.

1. Abandoned/Junk Vehicle Section: 658-8290
2. La. Office of Alcohol and Tobacco Control (ATC) 225-773-8066 (Special Agent in Charge- New Orleans Region)
3. Code Enforcement 658-5050
4. Department of Public Works 658-8000
5. Department of Revenue 658-1600 or 658-1674
6. La. Office of the State Fire Marshal, NO Dist. Office 568-8506
7. Mosquito, Termite, and Rodent Control Board 658-2400
8. Safety and Permits 658-7100
9. Sanitation Department 658-1717
10. S.P.C.A. (Orleans Parish) 368-5191